

GET HAPPY

WITH FREE ADOBE APPS

Kristen Samuelson
Lamar Consolidated HS

www.Kasam10s.com

Kristen.Samuelson@lcisd.org

@kasam10s

ADOBE CREATIVE CLOUD

- All LCISD Teachers have access to the full suite of programs in the Creative Cloud
- Use the Enterprise login with your LCISD email
- Adobe Education Exchange - lesson exchange for teachers of all subject areas
- Students enrolled in some CTE, Journalism or Broadcast classes will have access to the CC, but there are several mobile apps that all students can download and use for FREE
- They will need to create an account to log into the apps

CREATE & VIEW PDF FILES



Adobe Scan


- This app enables you to use your mobile device as a portable PDF scanner
- Capture documents, forms, business cards etc and convert them to high quality PDF files



Acrobat Reader

- Allows you to open and view PDF files on your mobile device
- Users can fill and sign forms as well as comment and annotate documents

PREMIERE RUSH



- Formerly known as Premiere Clip, this is an all in one app for creating and sharing videos.
- Add & edit video from your mobile device or from social channels, fix color, adjust audio, add text and export
- *** limited to 3 exported videos before you have to upgrade to a free plan.

SPARK VIDEO



- All LCISD Students have access to each of the Spark apps with their school email
- Add and edit video clips and Spark will add motion effects to bring the video story to life
- ***Spark Video is only available through a web browser
- <https://spark.adobe.com/video/VNm7IzOZZK3jz>

SPARK PAGE




- Easy tool to create web pages, blogs, stories, invitations, newsletters, etc.
- Incorporates links, text, video, images, image galleries, etc. into a single page

***Spark Page is only available through a web browser

<https://spark.adobe.com/page/VzK08Va8OmnkT/>

SPARK POST



- Great tool to create graphics, posters & social media posts using photos, text, color, shapes, layouts & effects
- Adobe provides several templates for the non-designers


***Spark Post can be used through the mobile device app or from a web browser



PHOTO EDITING TOOLS

- Adobe has a lot of different photo editing tools
- The apps all work together to create professional quality photographs
- Each app takes a different part of Photoshop's core functionality and adapts it
- These apps are free, but you will have more functionality and syncing with the desktop apps if you have a paid Adobe CC subscription

LIGHTROOM



- Photo organization app and RAW image editor
- Powerful tools to perfect your photos with more than 40 presets to adjust color, clarity and add vignettes
- With Lightroom, you can “edit” your photo based on the data in the original image as opposed to adding something that isn’t already there, like you do in Photoshop

PHOTOSHOP EXPRESS



- This is basically a watered down version of Photoshop
- You have access to basic editing tools like resizing, cropping, retouching a photo to take out red eye, auto-fix contrast, exposure, remove blemishes and text overlays


PHOTOSHOP FIX



- This app's tools focus on the ability to retouch and restore photos with liquify, heal, patch, lighten; edit and adjust color and contrast




PHOTOSHOP MIX



- Mix focuses on layout and compositing tools
- Combine multiple images, remove and replace objects from the images, work with layers and blend modes to create a single image



PHOTOSHOP SKETCH




- Artists will love this app where they can use different brushes and features to digitally paint new artwork or work on existing images
- Includes a wide variety of brush strokes, effects, textures and blend modes to bring art to life
- Use alongside Capture to create custom brushes or Illustrator to convert to vector graphics for high-resolution printing
- Works best with a stylus

ILLUSTRATOR DRAW


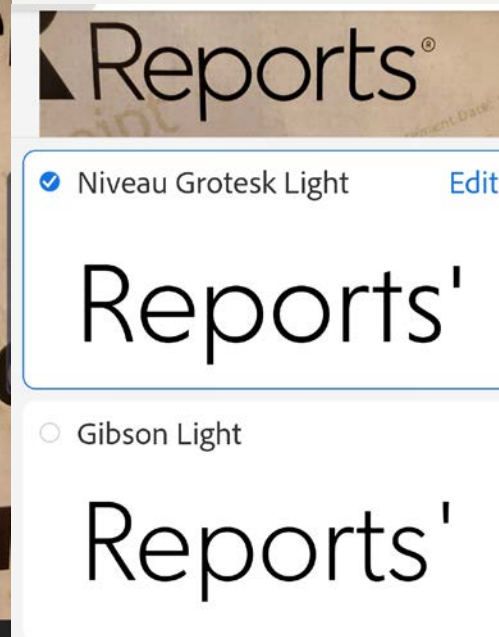


- Draw puts your favorite vector drawing tools and features onto your mobile device
- Perspective grids make it easier to draw in 3D
- Integrate shapes taken with Adobe Capture into your artwork as vector outlines
- Allows for resizing art for high-resolution printing
- Works best with a stylus

ADOBE CAPTURE



- Use your mobile device to capture color schemes, patterns, brushes, shapes, type/font, etc from photos or your surroundings



COMP



- Intuitive drawing gestures transform rough shapes into crisp graphics
- Sketch the basics with just a finger, Comp creates the wireframe that can be sent to other programs
- Create layouts on your mobile device from roughly drawn shapes and sketches
- Add placeholder text, images, text and vector shapes to complete the layout

XD



- Works alongside the full desktop version of XD
- Create a prototype in the full software
- View the interactive prototypes of websites, presentations, etc in the App allowing for feedback