

# PHOTOSHOP

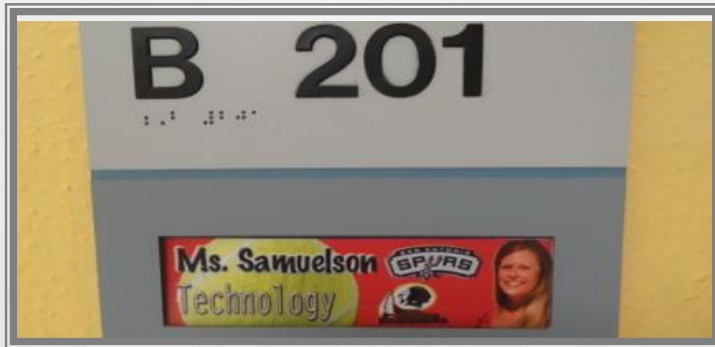
PROJECTS



# YOUR PICK

- Your assignment is to pick one or more Photoshop projects to complete.
- You've learned all of the basic tools necessary to complete these on your own, although you can review your notes, my videos & presentations as necessary.
- You can pick from any category, however, you'll earn more points for completing the more challenging projects. It's up to you.

# 20 XP, 5 GOLD



## DOOR NAMEPLATE

Create a Door nameplate for one of the new teachers on campus.



## READ POSTER

Create a READ poster of yourself or one of your teachers who likes to read with your favorite book.



## MOTIVATIONAL POSTER

Create a motivational poster to hang in the hallway using your favorite quote or saying with a photo you've taken.



# 20 XP, 5 GOLD



## ART HISTORY

Choose a photo (it can be from the public domain) that you would like to “paint”



## WHAT DEFINES YOU? COLLAGE

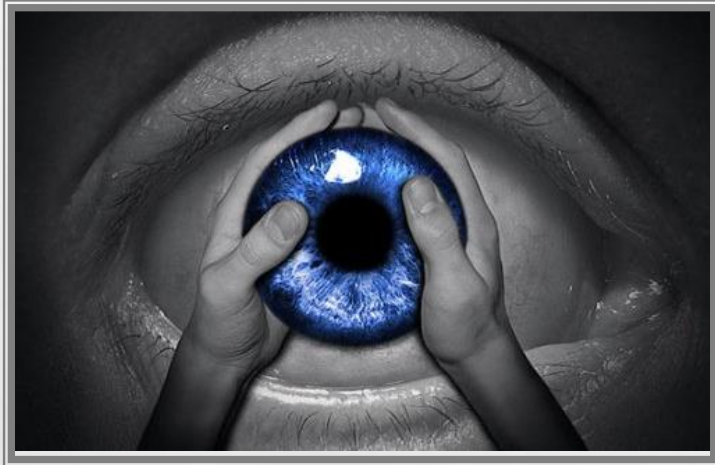
Use a variety of photos that you have taken, to describe things that are important to you.



## CRAYOLA ADVERTISEMENT

Prepare a full-page, color ad for Crayola Crayons to go into magazines. Use drawing, tracing, & photos you've taken.

# 30 XP, 7 GOLD



## MISSION IMPOSSIBLE

Use photography to compile 3 or more photos into a believable yet impossible situation.



## TEXTURE QUILT

Use photography, type mask and color to create a decorative poster.




## HOPE POSTER

Use photography, color, filters & image adjustments to create a poster akin to Obama's Hope poster.




# 30 XP, 7 GOLD



## TESSELLATION

Use your drawing and selection skills to create a geometric tiling masterpiece



## FRACTAL

It's a never-ending pattern created by repeating a simple process over and over again.



## APPLE OF MY EYE

Use a fruit, and a photo of you to put your eyes and mouth on it.




## VACATION POSTCARD

Learn how to create a fiery effect on a glass of milk. Then try it again with the subject of your choice.



## GOT FIRE?

Learn how to create a fiery effect on a glass of milk. Then try it again with the subject of your choice.



## A PICTURE IS WORTH 1000 WORDS

Use a photo of yourself & create your own brushes to create a textual masterpiece

**30 XP, 7 GOLD**

# 40 XP, 10 GOLD

- Choose a Photoshop tutorial from [this website](#).
- Use your own photographs (of you, friend, family member) instead of the ones on the website. This will personalize the lesson for you.
- Read through the steps in the tutorial before beginning. Make sure it's something that you are willing and able to work through. There is a possibility that we did not cover some of the steps.
- Save it as a Photoshop file while you work on it: #\_lastname\_name of tutorial.psd
- Save it as a JPG when you are completely finished and ready to update your Google Site.